

WOOD FUMIGATION:

ALL THE SHIPMENTS CONTAINING WOOD (CRATES, SUPPORT, ETC.) MUST HAVE THE MARK OF IPPC (INTERNATIONAL PLANT PROTECTION CONVENTION – ISPM 15), AND IT MUST BE READABLE. ON OBL IT MUST BE INFORMED AS BELOW:

- A) IF WOOD IS NOT USED YOU MUST DECLARE ON OBL: WOODEN PACKAGE – NOT APPLICABLE (NOT USED)
- B) IF WOOD IS PROCESSED YOU MUST DECLARE ON OBL: WOODEN PACKAGE USED – PROCESSED
- C) IF WOOD IS TREATED AND/OR CERTIFIED YOU MUST DECLARE ON OBL: WOODEN PACKAGE USED – TREATED / CERTIFIED
- D) IF WOOD IS NOT TREATED AND CERTIFIED YOU MUST DECLARE ON OBL: WOODEN PACKAGE USED – (NOT TREATED / NOT CERTIFIED)

KEEP IN MIND THAT NOT USING TREATED/CERTIFIED WOOD WILL BE RISKY BECAUSE CUSTOMS CAN SEND WOODEN PACKAGES BACK TO ORIGIN COUNTRY AFTER PAYMENT OF PENALTIES, BESIDES IF WOODEN IS NOT CERTIFIED OR TREATED, AND NOT CONTAMINATED, CUSTOMS WILL DECIED IF ITEM WILL ENTER OR NOT IN BRAZIL. IF CUSTOMS DECIDES TO PROCEED WITH CLEARANCE PROCESS THEY WILL NATIONALIZE THE WOODEN PACKAGES (IMPORT DUTIES WILL BE CHARGED IN CONTENT), BESIDES THE FUMIGATION WILL BE APPLIED AND THIS MEANS ADDITIONAL COSTS.

NOTE: AVOID TO SEND WOODEN PACKAGES WITHOUT TREATMENT OR CERTIFICATE OF THE WOOD, IT WILL BECOME A NIGHTMARE WITH BRAZILIAN CUSTOMS.

MUDANÇAS INTERNACIONAIS & NACIONAIS
INTERNATIONAL & NATIONAL REMOVALS

EMBALAGEM & TRANSPORTE DE OBRAS DE ARTE
FINE ARTS PACKING & SHIPPING

GUARDA MÓVEIS & ARMAZENAGEM
STORAGE & WAREHOUSING

LOGÍSTICA DE FEIRAS & EVENTOS
FAIRS & EXIBITIONS LOGISTICS

TRANSPORTES ESPECIAIS
SPECIAL TRANSPORTS



This annex is a prescriptive part of the standard.

ANNEX 2: The mark and its application

A mark indicating that wood packaging material has been subjected to approved phytosanitary treatment in accordance with this standard⁸ comprises the following required components:

- the symbol
- a country code
- a producer/treatment provider code
- a treatment code using the appropriate abbreviation according to Annex 1 (HT, DH or MB).

Symbol

The design of the symbol (which may have been registered under national, regional or international procedures, as either a trademark or a certification/collective/guarantee mark) must resemble closely that shown in the examples illustrated below and must be presented to the left of the other components.

Country code

The country code must be the International Organization for Standards (ISO) two-letter country code (shown in the examples as “XX”). It must be separated by a hyphen from the producer/treatment provider code.

Producer/treatment provider code

The producer/treatment provider code is a unique code assigned by the NPPO to the producer of the wood packaging material or treatment provider who applies the marks or the entity otherwise responsible to the NPPO for ensuring that appropriately treated wood is used and properly marked (shown in the examples as “000”). The number and order of digits and/or letters are assigned by the NPPO.

Treatment code

The treatment code is an IPPC abbreviation as provided in Annex 1 for the approved measure used and shown in the examples as “YY”. The treatment code must appear after the combined country and producer/treatment provider codes. It must appear on a separate line from the country code and producer/treatment provider code, or be separated by a hyphen if presented on the same line as the other codes.

| Treatment code | Treatment type |
|----------------|--------------------|
| HT | Heat treatment |
| MB | Methyl bromide |
| DH | Dielectric heating |

Application of the mark

The size, font types used, and position of the mark may vary, but its size must be sufficient to be both visible and legible to inspectors without the use of a visual aid. The mark must be rectangular or square in shape and contained within a border line with a vertical line separating the symbol from the code components. To facilitate the use of stencilling, small gaps in the border, the vertical line, and elsewhere among the components of the mark, may be present.

No other information shall be contained within the border of the mark. If additional marks (e.g. trademarks of the producer, logo of the authorizing body) are considered useful to protect the use of the mark on a national level, such information may be provided adjacent to but outside of the border of the mark.

⁸ At import, countries should accept previously produced wood packaging material carrying a mark consistent with earlier versions of this standard.

The mark must be:

- legible
- durable and not transferable
- placed in a location that is visible when the wood packaging is in use, preferably on at least two opposite sides of the wood packaging unit.

The mark must not be hand drawn.

The use of red or orange should be avoided because these colours are used in the labelling of dangerous goods.

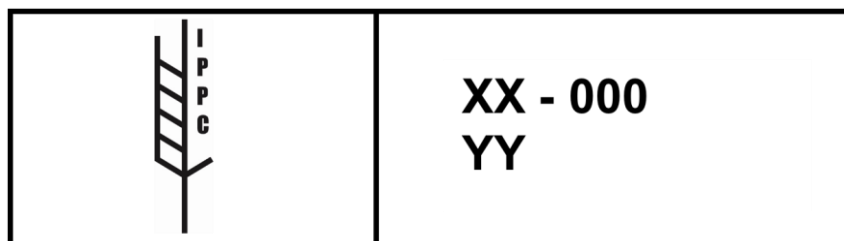
Where various components are integrated into a unit of wood packaging material, the resultant composite unit should be considered as a single unit for marking purposes. On a composite unit of wood packaging material made of both treated wood and processed wood material (where the processed component does not require treatment), it may be appropriate for the mark to appear on the processed wood material components to ensure that the mark is in a visible location and is of a sufficient size. This approach to the application of the mark applies only to composite single units, not to temporary assemblies of wood packaging material.

Special consideration of legible application of the mark to dunnage may be necessary because treated wood for use as dunnage may not be cut to final length until loading of a conveyance takes place. It is important that shippers ensure that all dunnage used to secure or support commodities is treated and displays the mark described in this annex, and that the marks are clear and legible. Small pieces of wood that do not include all the required elements of the mark should not be used for dunnage. Options for marking dunnage appropriately include:

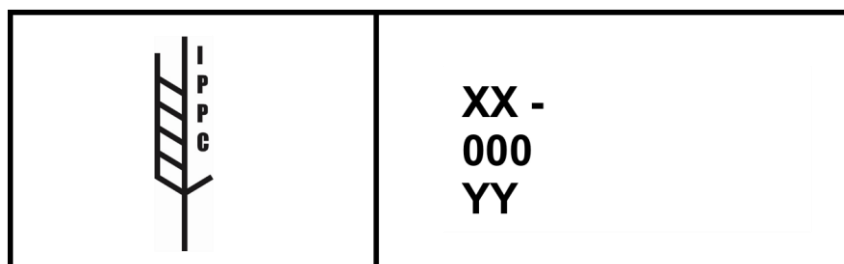
- application of the mark to pieces of wood intended for use as dunnage along their entire length at very short intervals (NB: where very small pieces are subsequently cut for use as dunnage, the cuts should be made so that an entire mark is present on the dunnage used.)
- additional application of the mark to treated dunnage in a visible location after cutting, provided that the shipper is authorized in accordance with section 4.

The examples below illustrate some acceptable variants of the required components of the mark that is used to certify that the wood packaging material that bears such a mark has been subjected to an approved treatment. No variations in the symbol should be accepted. Variations in the layout of the mark should be accepted provided that they meet the requirements set out in this annex.

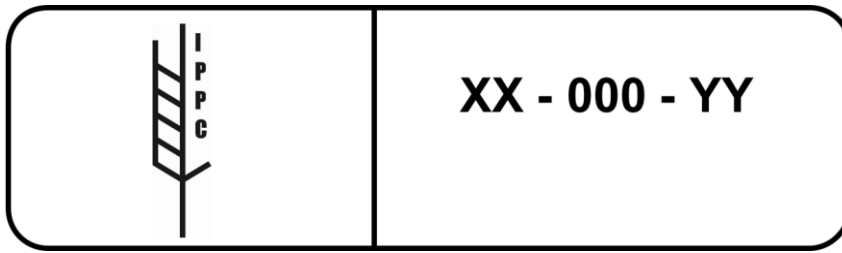
Example 1



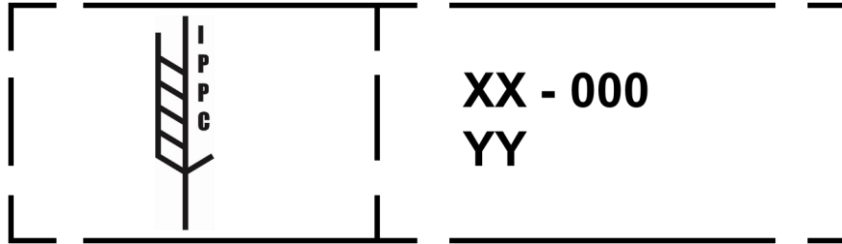
Example 2



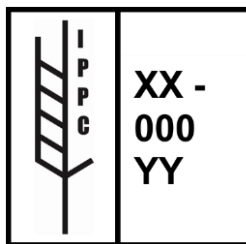
Example 3 (This represents a prospective example of a mark with the border with rounded corners.)



Example 4 (This represents a prospective example of a mark applied by stencilling; small gaps may be present in the border, and the vertical line, and elsewhere among the components of the mark.)



Example 5



Example 6

